

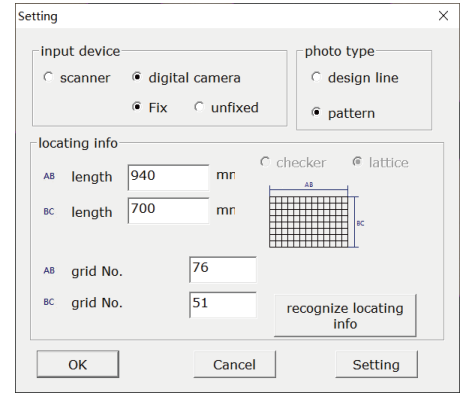

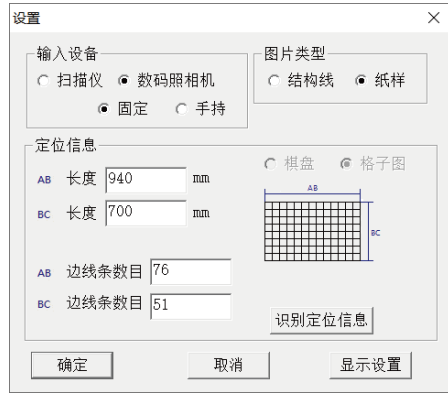
GOA平板扫描数字化仪视觉软件 GOA Digital Input CAD V1.0 V1.0

再登数码输入CAD系统，通过数码拍照和线阵扫描两种模式，将实物样板或纸样精准快速的导入CAD中，形成电子纸样。


GetonAgain digital input CAD, quickly import the physical sample or paper pattern into accurate CAD file through two modes: digital camera photography or linear scanning.

设置输入设备、基础的尺寸和定位信息。

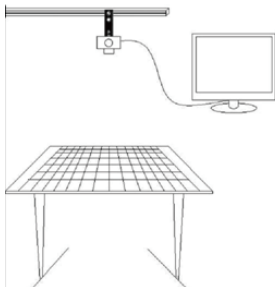
Set input device, basic size and positioning information.



- 导入数码照片，自动识别，可手动微调。
- 自动提取照片轮廓直接生成编辑文件。
- 可以通过照相数字化仪、平板扫描仪、数码相机，完成纸样轮廓线的识别，准确高效。
- Import digital photos, automatic recognition, manual fine-tuning.
- Recognize pattern photo to creat pattern e-file for modifying.
- Recognize paper pattern contour through camera digitizer, flatbed scanner or digital camera, accurate and high efficient.



应用场景一 Application Scenario 1



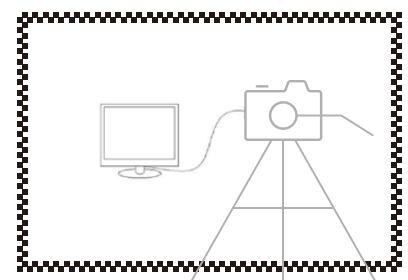
将打印好的格子图纸张平铺在工作平台上，在上方固定好相机。
Spread the printed Black/White grid paper on the workbench and fix the camera on the top of paper.

应用场景二 Application Scenario 2



通过照相数字化仪，自动提取照片轮廓，直接生成编辑文件。
Through the Camera Digitizer, recognize pattern photo to create the pattern CAD file.

应用场景三 Application Scenario 3



将打印好的格子图纸张平铺在墙面上，在前方固定好相机。
Fix the printed grid graph paper on the wall and fix the camera on front side.

深圳市再登软件有限公司

地址：深圳市南山区南山街道南光社区南海大道2221号海王大厦A.B座A座20B
电话：+86 159 2203 9334 / 183 2246 7900
邮箱：cad@getonagain.com

Shenzhen GetonAgain Software Co., Ltd.

Address: Room 20B, Block A, Haiwang Building, No. 2221 Nanhai Road, Nanshan District, Shenzhen, China.
Tel: +86 159 2203 9334 / 183 2246 7900
Email: cad@getonagain.com



抖音
TikTok



Youtube
20250122